

The background of the slide is a light gray gradient, densely populated with question marks of various sizes and shades of gray. Some question marks are dark gray, while others are a lighter, semi-transparent gray, creating a sense of depth and repetition. The question marks are scattered across the entire frame, with a higher concentration around the central text box.

**What happens if
we go virtual?**

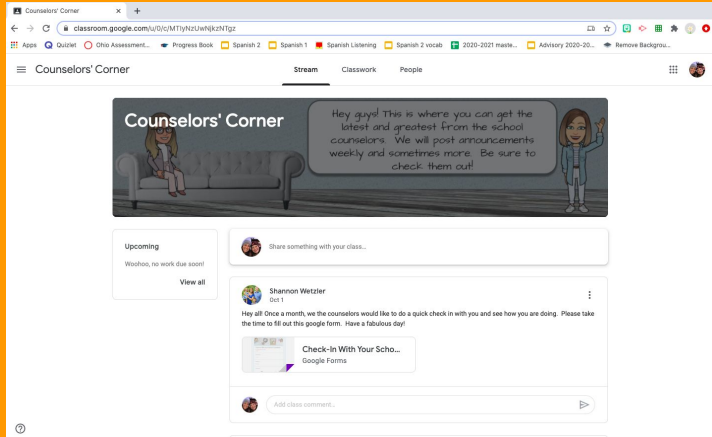
What is the schedule?

Follow your regular class schedule while at home.

Times for each class period stay the same.

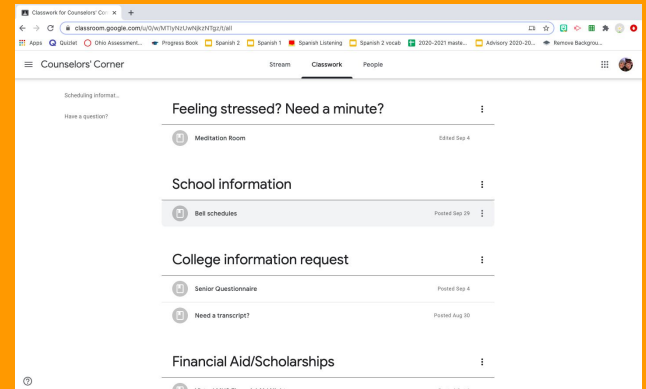


Where can I find the school bell schedule?



Go to the Counselors' Google Classroom. Haven't joined?
Here is the code: c4wroz3

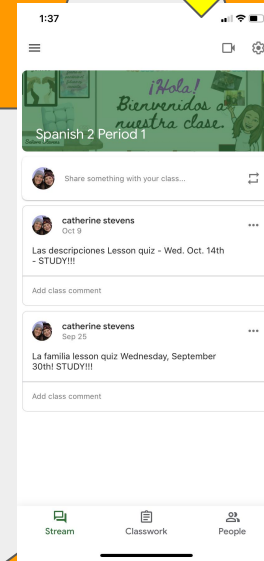

Next, click on classwork and scroll down to school information. Click on bell schedules.



It's 7:55 AM, Time for 1st Period

1. Go to Google Classroom
2. Open your 1st period class
3. Click on the link for Google Meet

Do **not** go to Monday Office Hours Google Classroom. That is only for Mondays 10-11 am.



Repeat!

Each class period

Go to that Google Classroom

Click on Google Meet link

Remember

Follow the regular daily schedule

<u>REGULAR DAILY BELL SCHEDULE</u>		
<u>Period</u>	<u>Start Time</u>	<u>End Time</u>
1st	7:55	8:39
2nd	8:42	9:26
3rd	9:29	10:03
4th	10:06	10:50
5th	10:53	11:37
6th	11:40	12:24
7th	12:27	1:14
8th	1:17	2:04
9th	2:08	2:55

Expectations

Attendance will be taken each periodlog into the Google Meet to be counted

Grades will be taken and posted as usual....complete your assignments

Enjoy a break during Advisory and Lunch....get a snack and stretch your legs

